

VERTICAL

PLATFORM LIFTS





# Gulliver

The GULLIVER vertical platform lift represents the culmination of our experience. It has a zinc-plated, powder coated structure. Once you are inside it, you can move easily from one floor to the next. It also enhances your home or place of business.

The Gulliver is the result of years of technical research and development with special attention paid to customer needs regarding safety and comfort. The Gulliver can be perfectly adapted to suit a wide variety of public and residential buildings.

The Gulliver consists of a shaft constructed with glass panels and a powder-coated galvanised steel structure, enabling installation without the need of a masonry shaft.

The quality of the materials used, the attention to detail and the various accessories available mean that the Gulliver can be designed to blend in perfectly with its surroundings. The Gulliver requires very little space and no major architectural changes.

The Gulliver complies to the European Machine Directive 2006/42/EC. It is certified to CE, IMQ and TÜV.

The Gulliver is delivered with push and run buttons on landings and hold to run buttons in the cabin to comply with the European Machine Directive. The standard cabin includes photo cells at each access side. The optional fully enclosed cabin with folding or sliding doors allows push and run controls from inside the cabin.

## Easy to install and use



The special assembly system allows the Gulliver to be installed in a few days: its modular panels make it easy to assemble. Once installed the clearly defined directional push buttons make the lift simple to operate.

## Custom-made solutions

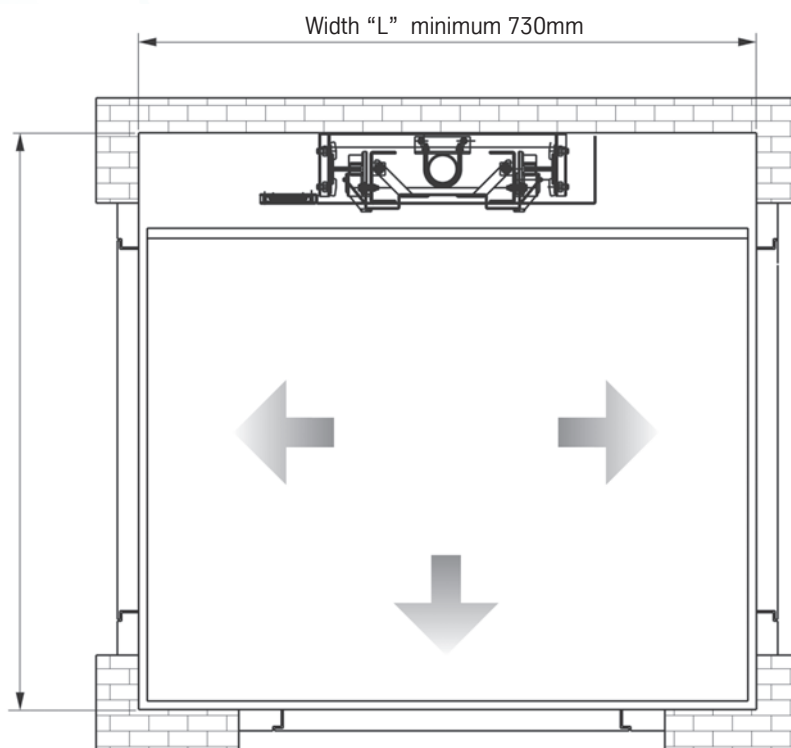
Engineered and designed to be installed either in public spaces or in your home, indoors or outdoors, the Gulliver is the perfect solution to meet your accessibility needs.

## Eye for detail and reliability

With over 50 standard platform sizes, however small the space you have available, you can almost always find a platform to fit. The shaft comes with a choice of transparent, opaque or smoked grey panels in safety glass; solid panels in laminate or sheet steel, powder-coated in more than 200 colours: the Gulliver can be fully personalized! On top of this our expert engineering offers superior reliability and safety.



# Technical Specification



Minimum shaft  
width from  
730 mm

Capacity:	300 kg
Stops:	Max 5
Travel:	15,1 m max
Pit:	100 mm
Speed:	0.15 m/s with soft start
Drive system:	Hydraulic
Motor output:	Max 2,8 KW
Power supply:	230 Volt 50 Hz
Norm compliance:	2006/42/EC
Type certification:	CE TUV
Shaft:	Made of galvanized steel Painted in a choice of over 200 colours Safety glass panels in different finishings Over 50 standard platform sizes
Car:	Platform with or without ceiling (3 side access possible) Cabin (enclosed with 2, 3 or 4 walls) Telephone

- Main options:
- Increased capacity (400 kg)
  - Access ramp (no pit)
  - Housing for electrical cabinet and hydraulic pump
  - Blind panel choices: Steel RAL painted, MDF white, ABET white
  - Folding seat
  - Autodialler (with or without GSM)
  - Remote control
  - Panoramic wall (only cabin)
  - Push and Run controls inside cabin with bi-fold or sliding doors


- Floor doors:
- Different access width from 600 to 900 mm
  - Blind, small window or panoramic door
  - Sliding Doors
  - Stainless steel doors
  - Surface powder coated in more than 200 colours
  - Automatic door opener
  - Double door stop at the same level
  - School Locking

The photos, drawings and other information are simply an indication and could be modified without any notice.

## Cabin colours\*



## Floor covering\*



\*The colours for the cabin and floor covering are simply an indication. For the exact colour tone please refer to our sample.



# Orion

The Orion vertical platform lift is the result of our extensive experience. Once you are inside it, you can move from one floor to the next. It enhances your home or place of business and brings a new level of quality in your life.



Orion is a vertical platform lift, which is installed in a standard-build shaftway, with a minimum pit depth of 100mm. The hydraulic lifting system is energy efficient. The width of the platform can be tailored to your needs, from 660mm to a maximum of 1800mm. Thanks to its innovative design, Orion is both quick and easy to install. The quality of materials used, as well as the large range of colours and finishes available, allow the Orion to integrate perfectly into your surroundings.

The Orion is delivered with push and run buttons on landing controls to comply with the European Machine Directive. The cabin includes photo cells at each access side. The protection wall has safety edges on all three sides. Controls from inside the standard cabin are hold to run. The optional fully enclosed cabin with folding or sliding doors allows push and run controls from inside the cabin.

The Orion complies with the European Machine Directive 2006/42/EC. It is certified to CE, IMQ and TÜV.

## Custom-made solutions

Engineered and designed to be installed in public buildings or in your home, indoors or outdoors. It can be installed in very small spaces, from a minimum of 660mm.

## Optional features


The wide range of optional features makes every Orion unique: scratch resistant panels; brushed stainless steel panels; remote control; and many other optional features allow maximum personalization of the platform lift.

## Eye for detail and reliability

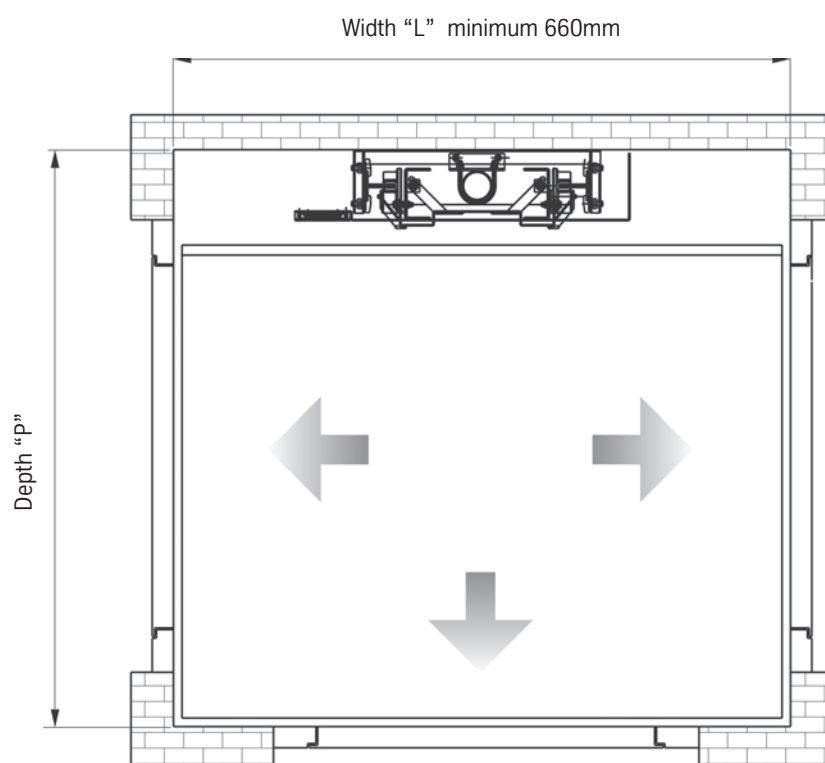
Designed and custom-built, the Orion can be adapted to any space. The hydraulic system ensures utmost comfort and safety, together with cost-effective use. It has been carefully designed to offer the highest level of reliability in any condition.

## Easy to install and use

The special assembly system allows it to be installed in a few days. Once installed, just push the button and up you go.



# Technical Specification



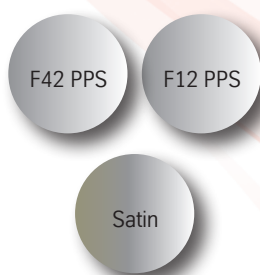
Minimum shaft width from 660 mm

Capacity:	300 kg
Stops:	Max 5
Travel:	15,1 m max
Pit:	100 mm
Speed:	0.15 m/s with soft start
Drive system:	Hydraulic
Motor output:	Max 2,8 KW
Power Supply:	230 Volt 50 Hz
Norm compliance:	2006/42/EC
Type certification:	CE TUV
Car:	Platform with or without ceiling (3 side access possible) Cabin (enclosed with 2, 3 or 4 walls) Telephone Display

- Main options:
- Increased capacity (400 kg)
  - Access ramp (no pit)
  - Housing for electrical cabinet and hydraulic pump
  - Foldable seat
  - Autodialler (with or without GSM)
  - Remote control
  - Panoramic wall (only cabin)
  - Push and Run controls inside cabin with bi-fold or sliding doors
- 
- Floor doors:
- Different access width from 600 to 1000 mm
  - Blind, small window, panoramic door features
  - Sliding doors
  - Fire proof doors 60/120 minutes
  - Stainless steel doors
  - Door painted in more than 200 colours
  - Automatic door openers
  - Double door stop at the same level
  - School Locking

The photos, drawings and other information are simply an indication and could be modified without any notice.

## Cabin colours\*



## Floor covering\*



\*The colours for the cabin and floor covering are simply an indication. For the exact colour tone please refer to our sample.






# Cabin/Platform Options

## Cabin finishing skin plate Lateral stave colours



## Optional features

The wide selection of optional features makes every Gulliver and Orion unique: stainless steel panels, a glass wall in the cabin, smoked glass shaft panels, a choice of floor coverings, automatic doors and more.



# Door Options

Door with Small Window



Panoramic Door



Sliding Doors



Blind Door





# Elegance

Elegance is for the discerning customer. If you love to choose the very best, then Elegance is for you. With an Elegance Homelift, the possibilities are endless.

With such a vast range of finishings to choose from, our Elegance Homelift can be truly personalised to suit your tastes. The Elegance cabin and doors can be fitted into a Gulliver or an Orion.

We have a choice of wood panelled doors, different coloured aluminium doors or complete glass doors.

We also have a choice of wall panels in plain colours, mother of pearl finishes, stone finishes, wood panelling, and shiny metal panels.

Frames come in a choice of 7 different metal finishes.

For the cabin floor we have a choice of stone floors, parquet floors, rubber floors or a hard-wearing aluminium floor.




We have a choice of different patterns for the ceiling and the option of a full mirrored or panoramic wall in your cabin.

To finish off your personalized cabin we have a choice of 3 types of handrail and a choice of 3 types of handles and push-buttons for the doors and landing controls.





# Examples of the Elegance Cabin and Door Finishings





All information in this leaflet is correct at the time of printing, but our policy is one of continuous product development. We reserve the right to change specification without notice.